

















# Road Sign Tester















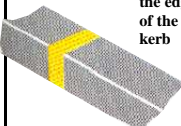

Name: .....

**No: 3**

MARK AN 'X' AGAINST THE CORRECT ANSWERS IN THE BOXES PROVIDED

1		<p>No Parking in operation 24 hours a day.</p> <p>Do not enter unless your exit is clear unless you wish to turn right and are only stopped from doing so by oncoming traffic.</p> <p>No waiting, holders of the orange disabled badges may park, during the hours of 7am -7pm.</p>	9		<p>Diverge arrow.</p> <p>Deflection arrow.</p> <p>Chevron arrow.</p>
2	 Across your path	<p>Give way line.</p> <p>No waiting.</p> <p>Stop line at signals or police control.</p>	10		<p>Edge of carriageway markings.</p> <p>A mark on the road to enable police to assess the speed of traffic.</p> <p>A mark on the road at the location of a mini roundabout.</p>
3	 Across your path	<p>Give way to traffic from right at roundabout.</p> <p>Give way to traffic on major road.</p> <p>Stop line at stop sign.</p>	11		<p>Hazard warning lines, no overtaking</p> <p>Do not enter unless in an emergency.</p> <p>Do not enter unless safe to do so.</p>
4	 Across your path	<p>Give way to traffic from right at roundabout.</p> <p>Give way to traffic on major road.</p> <p>Stop line at signals or police control.</p>	12		<p>Do not enter unless in an emergency.</p> <p>Do not enter unless safe to do so.</p> <p>Hazard warning lines, no overtaking.</p>
5		<p>With flow bus lane.</p> <p>Contra-flow bus lane.</p> <p>Arrows used at end of bus lane.</p>	13		<p>Road hump.</p> <p>Two way traffic.</p> <p>No U-turns.</p>
6	 Along the edge of the road	<p>Loading prohibited 24 hours a day, 7 days a week.</p> <p>Waiting prohibited 24 hours a day, 7 days a week, for at least 4 consecutive months.</p> <p>Limited waiting 24 hours a day.</p>	14		<p>Block paving incorporated into a roundabout, showing direction.</p> <p>Turn left at junction ahead.</p> <p>Bend to the left ahead.</p>
7	 Along the edge of the road	<p>Waiting prohibited for periods of less than 24 hours. Plate gives further information.</p> <p>No parking operates 24 hours a day.</p> <p>No waiting operates 24 hours a day.</p>	15		<p>A mark on the road to enable police to assess the speed of traffic.</p> <p>Edge of carriageway markings.</p> <p>A mark on the road at the location of a mini roundabout.</p>
8	 Along the edge of the kerb	<p>Loading restrictions in force 24 hours a day.</p> <p>Loading restrictions in force for less than 24 hours a day.</p> <p>No waiting operates 24 hours a day.</p>	16	 Along the edge of carriage-	<p>Edge of carriageway other than at junctions, exits from drives and lay-bys.</p> <p>Edge of carriageway at junctions drives and lay-bys.</p> <p>Edge of carriageway at roundabouts.</p>

## Answers Road-Markings No:3

1		<p><b>No Parking in operation 24 hours a day.</b></p> <p>Do not enter unless your exit is clear unless you wish to turn right and are only stopped from doing so by oncoming traffic.</p> <p>No waiting, holders of the orange disabled badges may park, during the hours of 7am –7pm.</p>	9		<p><b>Diverge arrow.</b></p> <p><b>Deflection arrow.</b></p> <p><b>Chevron arrow.</b></p>
2	 Across your path	<p><b>Give way line.</b></p> <p><b>No waiting.</b></p> <p><b>Stop line at signals or police control.</b></p>	10		<p><b>Edge of carriageway markings.</b></p> <p>A mark on the road to enable police to assess the speed of traffic.</p> <p>A mark on the road at the location of a mini roundabout.</p>
3	 Across your path	<p><b>Give way to traffic from right at roundabout.</b></p> <p><b>Give way to traffic on major road.</b></p> <p><b>Stop line at stop sign.</b></p>	11		<p><b>Hazard warning lines, no overtaking</b></p> <p><b>Do not enter unless in an emergency.</b></p> <p><b>Do not enter unless safe to do so.</b></p>
4	 Across your path	<p><b>Give way to traffic from right at roundabout.</b></p> <p><b>Give way to traffic on major road.</b></p> <p><b>Stop line at signals or police control.</b></p>	12		<p><b>Do not enter unless in an emergency.</b></p> <p><b>Do not enter unless safe to do so.</b></p> <p><b>Hazard warning lines, no overtaking.</b></p>
5		<p><b>With flow bus lane.</b></p> <p><b>Contra-flow bus lane.</b></p> <p><b>Arrows used at end of bus lane.</b></p>	13		<p><b>Road hump.</b></p> <p><b>Two way traffic.</b></p> <p><b>No U-turns.</b></p>
6	 Along the edge of the road	<p><b>Loading prohibited 24 hours a day, 7 days a week.</b></p> <p><b>Waiting prohibited 24 hours a day, 7 days a week, for at least 4 consecutive months.</b></p> <p><b>Limited waiting 24 hours a day.</b></p>	14		<p><b>Block paving incorporated into a roundabout, showing direction.</b></p> <p><b>Turn left at junction ahead.</b></p> <p><b>Bend to the left ahead.</b></p>
7	 Along the edge of the road	<p><b>Waiting prohibited for periods of less than 24 hours. Plate gives further information.</b></p> <p><b>No parking operates 24 hours a day.</b></p> <p><b>No waiting operates 24 hours a day.</b></p>	15		<p><b>A mark on the road to enable police to assess the speed of traffic.</b></p> <p><b>Edge of carriageway markings.</b></p> <p><b>A mark on the road at the location of a mini roundabout.</b></p>
8	 Along the edge of the kerb	<p><b>Loading restrictions in force 24 hours a day.</b></p> <p><b>Loading restrictions in force for less than 24 hours a day.</b></p> <p><b>No waiting operates 24 hours a day.</b></p>	16	 Along the edge of carriage-	<p><b>Edge of carriageway other than at junctions, exits from drives and lay-bys.</b></p> <p><b>Edge of carriageway at junctions drives and lay-bys.</b></p> <p><b>Edge of carriageway at roundabouts.</b></p>